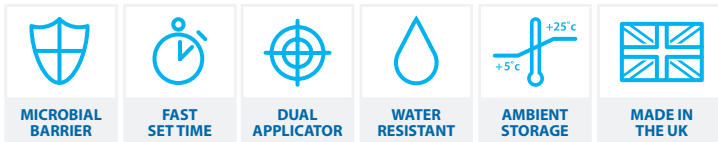




LiquiBand® Surgical S

The high strength Butyl-based cyanoacrylate offering the versatility of two application tips.



✓ STRONG AND SECURE

- ▶ Butyl / Octyl blend, providing a strong primary closure and a flexible dressing
- ▶ Effective microbial barrier against gram positive, gram negative and fungal microbes



✓ FAST AND PRECISE

- ▶ Quick 10-second dry time
- ▶ Controlled placement of adhesive

✓ VERSATILE APPLICATOR

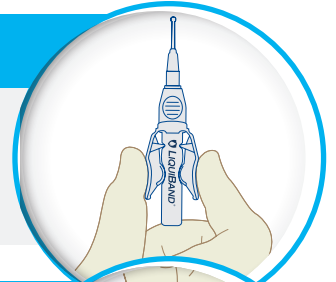
- ▶ Winged applicator allows easy and safe priming and application
- ▶ Flow Control tip for maximum control
- ▶ Deer-foot tip for broad application



Application Guide *LiquiBand® Surgical S*

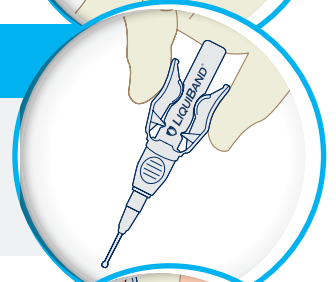
✔ STEP ONE

- ▶ Ensure that wound is thoroughly clean and dry prior to closure.
- ▶ While holding upright, squeeze the applicator wings until a cracking sound is heard.



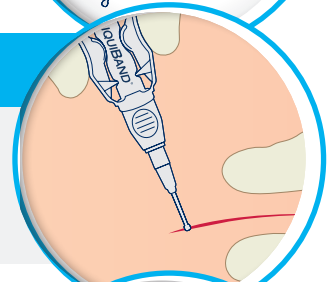
✔ STEP TWO

- ▶ Invert the tip and gently squeeze wings to prime the device.
- ▶ When the tip fills with adhesive, LiquiBand® Surgical S is ready to use.

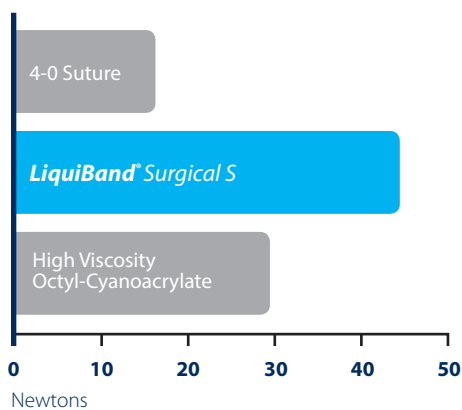


✔ STEP THREE

- ▶ While holding the wound edges together, apply an even coat of LiquiBand® Surgical S over the length of the wound.
- ▶ Continue to hold the wound edges together for 10 seconds.

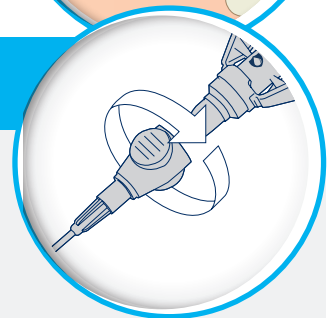


Relative strengths of topical cyanoacrylates and sutures¹



✔ STEP FOUR (Optional)

- ▶ Twist the precision tip anti-clockwise and pull off the precision tip
- ▶ The deer-foot tip allows for a broad application



LiquiBand® Surgical S

Size	Qty Per Box	Product Code
0.8g	6	LBSSC0006 (Clear version)

References 1. Data on file at Advanced Medical Solutions (Plymouth) Ltd.

YOUR PARTNER IN SURGERY SINCE 2003

INNOVATION AND QUALITY AT THE SERVICE OF SURGERY

+41 (0)22 743 24 10 • contact@reymedical.ch • www.reymedical.ch

The best technology available on the market, at the best price, at the right time