



CIRCULAR STAPLERS FOR RECTAL PROLAPSE & HAEMORRHOIDS



THE MOST EXTENSIVE PORTFOLIO ON THE MARKET
WITH UNIQUE INNOVATIONS DESIGNED TO IMPROVE PATIENT OUTCOMES

WHEN YOU PUT PATIENTS' HEALTH FIRST,
REMARKABLE THINGS HAPPEN

A RANGE OF PRODUCTS TO MEET THE NEEDS OF MODERN SURGICAL PRACTICE

The introduction of the CPH 34 and CPH 32 range of Circular Staplers for Stapled Hemorrhoidopexy has been received with the highest praise from Surgeons around the world. Undoubtedly...

"suma cum laude"

CPH34 TOP VIEW 21.60CM³ INTERNAL HOUSING VOLUME




- 1 SMOOTH, ERGONOMIC "LIP FREE" CONICAL DESIGN OF ANVIL.
- 2 LONGER "ANVIL ROD" OF ONE PIECE CONSTRUCTION ENABLES BETTER ACCESS AND VISUALISATION WHEN SECURING "PURSE STRING" AND GREATER MECHANICAL STABILITY FACILITATING ACCURATE STAPLE FORMATION
- 3 FIRST TO INTRODUCE A MINIMUM TISSUE GAP OF 0.75mm AS STANDARD
- 4 CPH 34 FEATURES 4 SUTURE CHANNELS PROVIDING MORE OPTIONS FOR ACCURATE AND TENSION FREE PLACEMENT OF PULL SUTURES
- 10 "WING NUT" TO ASSIST CONTROL AND DEXTERITY WHEN OPENING AND CLOSING ANVIL

CPH32 SIDE VIEW 17.17cm³ INTERNAL HOUSING VOLUME



- 5 FIRST PRODUCT THAT HAS 32 STAPLES IN 2 ROWS TO ASSIST MORE EFFECTIVE HEMOSTASIS
- 6 HIGHEST QUALITY SURGICAL STAINLESS STEEL CUTTING BLADE
- 7 UNIQUE "CUTTING" MECHANISM WITH CIRCUMFERENTIAL PUSH ASSEMBLY
- 8 RADICAL RE-DESIGN OF STAPLE HOUSING GIVING SURGEON ACCURATE CONTROL OF TISSUE DRAWN INTO HOUSING LOWERED TISSUE STOP TO FACILITATE SMOOTH CONTROLLABLE ENTRY OF TISSUE INTO SUTURE HOUSING



CPH34HV - A SPECIALIST DEVICE DESIGNED FOR STAPLED HEMORRHOIDAL PROLAPSECTOMY

In surgical treatment of haemorrhoidal disease, and especially when combined with ODS, a key surgical objective is the correction of internal rectal prolapse. Until the introduction of the CPH range from Frankenman staplers used in the treatment of haemorrhoids had evolved from conventional surgical staplers, designed for conventional surgical anastomosis making their use in the treatment of associated haemorrhoidal prolapse less than ideal. The CPH34HV is the first device specifically designed to maximise the volume of the staple housing whilst maintaining the essential design characteristics of, what has been proven scientifically and in clinical use, to be the most effective device in use today for Stapled haemorrhoidopexy.

The CPH34HV a remarkable step forward in the treatment of haemorrhoids, ODS and associated Rectal Prolapse.



KEY FEATURES & SPECIFICATIONS

- 1 STAINLESS STEEL ANVIL SHAFT TO MAXIMISE STABILITY DURING FIRING AND CLAMPING
- 2 HIGH VOLUME HOUSING
- 3 TRANSPARENT STAPLE HOUSING AND STAPLE PUSHERS GIVING MAXIMUM VISUAL FEEDBACK
- 4 4 SUTURE CONDUITS ALLOWING BETTER ACCESS AND ADDITIONAL OPTIONS IN TISSUE MANIPULATION
- 5 0.751M TISSUE GAP WHEN CLOSED GIVING OPTIMUM MUCOSAL COMPRESSION TO MAXIMISE HEMOSTASIS
- 6 32 CIRCUMFERENTIALLY MOUNTED TITANIUM STAPLES OPTIMISING HEMOSTASIS AND ANASTOMOSIS
- 7 CIRCUMFERENTIALLY MOUNTED BLADE ASSEMBLY PUSHING RAZOR SHARP STEEL CUTTING BLADE, PLUS ROUNDED EDGES TO INTERNAL HOUSING



CPH36SMS - THE FIRST SINGLE DEVICE DESIGNED SPECIFICALLY FOR THE STARR PROCEDURE

In the surgical treatment of Haemorrhoidal disease and especially when combined with Obstructed Defaecation Syndrome (ODS) the key surgical objective is, the correction of internal rectal prolapse. The CPH range of staplers from Frankenman used in the treatment of Haemorrhoids has evolved from standard surgical staplers, designed for conventional surgical anastomosis allowing the possibility to undertake the STARR technique using one stapler.

The CPH36SMS is specifically designed to maximise the volume of the staple housing, whilst maintaining essential design characteristics. This has proven to be the most effective device in clinical use, specifically for the Stapled Transanal Rectal Resection (STARR) procedure - a major breakthrough in the treatment of ODS.



KEY FEATURES & SPECIFICATIONS

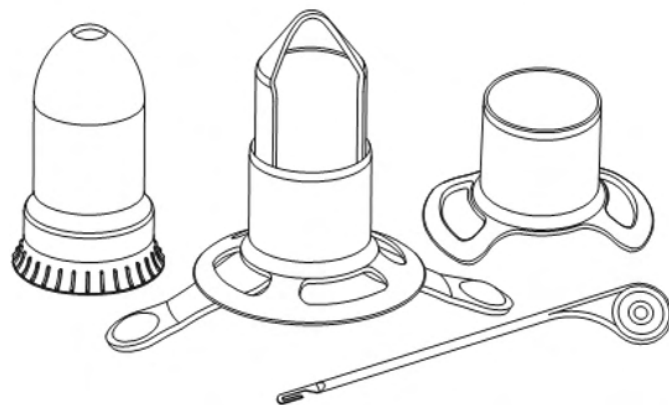
- 1 STAINLESS STEEL ANVIL SHAFT - ONE SOLID PIECE CONSTRUCTION - PROVIDING ENHANCED MECHANICAL STABILITY
- 2 36 CIRCUMFERENTIALLY MOUNTED TITANIUM STAPLES ALONG WITH AN INTEGRATED CUTTING BLADE - ENSURING MAXIMUM HAEMOSTASIS
- 3 TISSUE GAP FROM 0.75 - 1.5MM WHEN CLOSED - ADJUSTING TO A RANGE OF TISSUE THICKNESS
- 4 LARGEST TISSUE HOUSING VOLUME - REDUCING THE RISK OF RESIDUAL AND/OR RECURRENT RECTAL PROLAPSE
- 5 TWO ENLARGED HOUSING CONDUITS - ENABLING SUPERB SURGICAL VISUALISATION PROVIDING MAXIMUM FEEDBACK TO THE SURGEON
- 6 TWO SMALL CONVENTIONAL SUTURE CONDUITS - MAXIMISES TISSUE CONTROL AND AN EVEN DISTRIBUTION OF TISSUE ALONG THE ANVIL

CK KIT

Each CK Kit is available in both 32mm and 34mm diameters, to allow for variations in patient anatomy

Each CK Kit contains the following components.

- 1 x Suture Threader
- 1 x Circular Anal Dilator "CAD" – "Universal" or "Butterfly"
- 1 x Anal Dilator
- 1 x Transparent Purse-String Anoscope.



CIRCULAR ANAL DILATOR

Frankenman were the first company to manufacture a "Circular Anal Dilator", designed specifically for patients with a narrow pelvis, where the ischium may restrict insertion, such as observed in male anatomy. Two different styles of "CAD" are available.



Butterfly (Male)

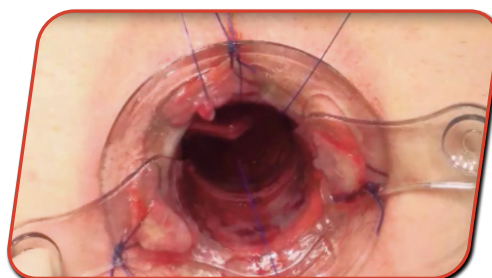
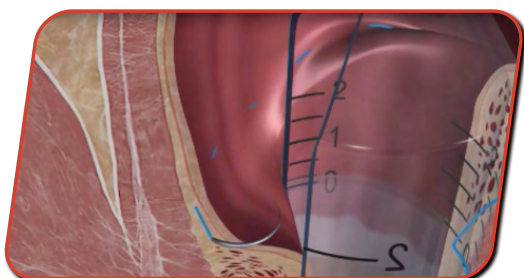


Universal (Female)





PURSE-STRING ANOSCOPE

Frankenman we the first company to recognise and realise the benefits of a **Transparent** Anoscope, in terms of improved visualisation.

The addition of a "measuring scale" also assists in the correct placement of a pursestring suture



ORDERING CODES AND SPECIFICATIONS

PRODUCT CODE	EXTERNAL DIAMETER (mm)	LUMEN SIZE (mm)	POTENTIAL VOLUME (cm ³)	NO. OF STAPLES	OPEN STAPLE HEIGHT (mm)	CLOSED STAPLE HEIGHT (mm)	STAPLE CROWN (mm)	STAPLE ROWS	PER BOX
CPH32*		32.5	24	17.2	4.2	0.75 - 1.5	3.8MM	2	3
CPH34*		34.5	26	20.6					
CPH34HV*		34.5	26	21					
CPH36SMS*		36.5	28	26					

*References available in our stock at REY Médical SA

ALSO AVAILABLE FROM FRANKENMAN

STANDARD CIRCULAR STAPLERS



COMPACT CIRCULAR STAPLERS



LINEAR STAPLERS



LINEAR CUTTING STAPLERS



TRANSCUT™ - TRANSVERSE LINEAR CUTTING STAPLERS




CIRCULAR STAPLERS FOR RECTAL PROLAPSE & ANOPEXY



UNIVERSAL TRANSANAL ACCESS PLATFORM



ENDOSCOPIC LINEAR CUTTER



ACCESSORIES




QUALITY CONTROL

We pride ourselves on world leading continual quality improvement processes.

ALL stapling devices and reloads have a unique serial number, as well a batch/lot number, to allow for more accurate tracking and traceability.

In addition we test fire 100% of our products (before they are then reloaded and packaged), to verify correct B-Shaped closure.



YOUR PARTNER IN SURGERY SINCE 2003

INNOVATION AND QUALITY AT THE SERVICE OF SURGERY

+41 (0)22 743 24 10 • contact@reymedical.ch • www.reymedical.ch

The best technology available on the market, at the best price, at the right time